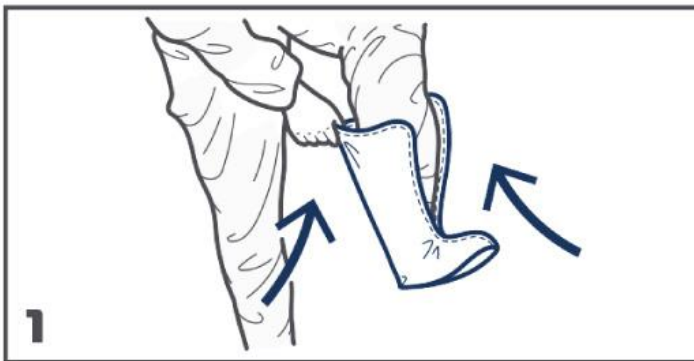




EVA FISHING BOOTS TORVI LIMAN

How to properly put Torvi Liman on



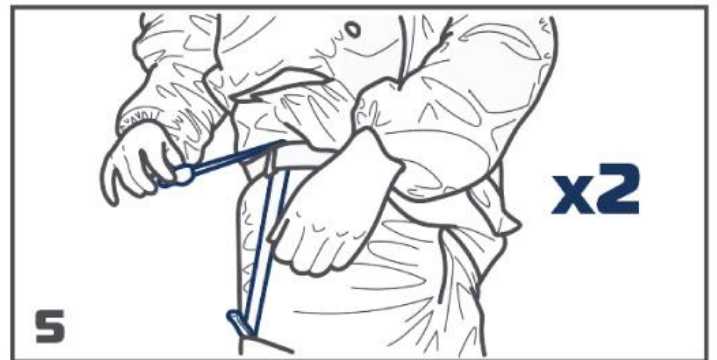
Before putting on the boots pull out the liners and put them on separately.



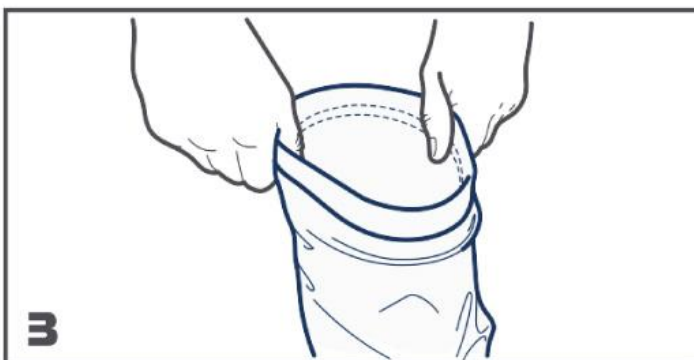
Straighten the waterproof fabric.



Turn the bootlegs inside out on the waterproof fabric.



Fasten the snap hooks onto the belt. **x2**



Put on your boots, holding on to the inside of the bootleg.



Do not pull on the bootleg of the waterproof fabric to avoid deforming the seam between the boot and the nylon.



Branded elastic tape

Availability of tags with information on the care of the product

No "rubber" smell

PVC coated water-proof nylon

Hermetic seam

Reinforced knee of the boot

Quality casting

Uniform color

Corresponding size range

Comfortable shoe with high instep

Anti-puncture TPE sole

Sole logo



EXPLORE THE WORLD IN COMFORT